


2022-23 Texas Academic Performance Report (TAPR)

District Name: HURST-EULESS-BEDFORD ISD

Campus Name: TARRANT CO J J A E P

Campus Number: 220916007

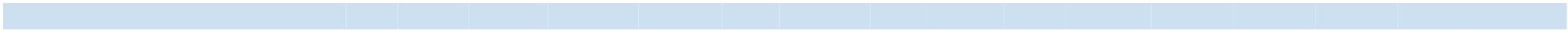
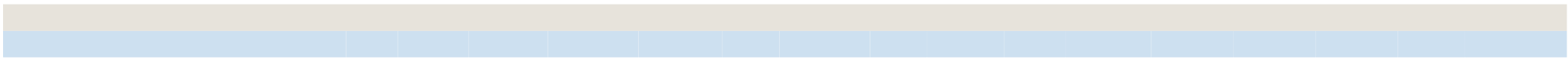
This page is intentionally blank.



This campus is not rated on Progress (TAPR).

This campus is not rated on Bilingual Education/English as a Second Language (Current EB Students/EL) (TAPR).

Texas Education Agency
2022-23 STAAR Participation (TAPR)
TARRANT CO J J A E P (220916007) - HURST-EULESS-BEDFORD ISD - TARRANT COUNTY



Texas Education Agency
2022-23 Attendance, Graduation, and Dropout Rates (TAPR)
TARRANT CO J J A E P (220916007) - HURST-EULESS-BEDFORD ISD - TARRANT COUNTY

There is no data for this campus.



There is no data for this campus.

There is no data for this campus.

Texas Education Agency
2022-23 Other Postsecondary Indicators (TAPR)
TARRANT CO J J A E P (220916007) - HURST-EULESS-BEDFORD ISD - TARRANT COUNTY

There is no data for this campus.




Texas Education Agency
 2022-23 Student Information (TAPR)
 TARRANT CO J J A E P (220916007) - HURST-EULESS-BEDFORD ISD - TARRANT COUNTY

Student Information	--Non-Special Education Rates--			---Special Education Rates---		
	Campus	District	State	Campus	District	State
Retention Rates by Grade:						
Kindergarten	-	3.9%	1.5%	-	5.5%	4.5%
Grade 1	-	3.1%	2.5%	-	4.9%	3.6%
Grade 2	-	1.0%	1.6%	-	2.2%	2.0%
Grade 3	-	0.7%	0.8%	-	1.8%	0.9%
Grade 4	-	0.2%	0.5%	-	0.0%	0.5%
Grade 5	-	0.5%	0.3%	-	0.8%	0.4%
Grade 6	-	0.1%	0.3%	-	0.4%	0.4%
Grade 7	-	0.3%	0.4%	-	0.0%	0.5%
Grade 8	0.0%	0.5%	0.4%	-	1.0%	0.5%
Grade 9	-	2.2%	8.7%	-	2.7%	12.6%

Class Size Averages by Grade and Subject
 (Derived from teacher responsibility records):

Class Size Information	Campus	District	State
Elementary:			
Kindergarten	-	19.8	18.7
Grade 1	-	21.9	19.1
Grade 2	-	21.6	19.1
Grade 3	-	21.8	19.3
Grade 4	-	21.2	19.4
Grade 5	-	21.8	20.8
Grade 6	-	24.3	19.2
Secondary:			
English/Language Arts	-	16.1	16.2
Foreign Languages	-	19.8	18.8
Mathematics	-	18.6	17.5
Science	-	19.8	18.5
Social Studies	-	23.0	18.9



Texas Education Agency
 2022-23 Staff Information
 TARRANT COUNTY JJAEP (220916007) - HURST-EL...

Staff Information	Count/Average
Number of Students per Teacher	-

16506B 01T 0.337 0.718 0.902 rg 0.337 0.718 0.902 R

Staff Information	Campus
Experience of Campus Leadership:	
Average Years Experience of Principals	-
Average Years Experience of Principals with District	-
Average Years Experience of Assistant Principals	-
Average Years Experience of Assistant Principals with District	-

4.9

Texas Education Agency
2022-23 Staff Information (TAPR)
TARRANT CO J J A E P (220916007) - HURST-EULESS-BEDFORD ISD - TARRANT COUNTY

- Indicates there is no data for the item.
- * Indicates results are masked due to small numbers.
- ** When only one student disability or assessment group is masked, then the second smallest student disability or assessment group is masked regardless of size.
- n/a Indicates data reporting is not applicable for this group.
- ? Indicates that the data for this item were statistically improbable or were reported outside a reasonable range.

Link to: [PEIMS Financial Standard Reports 2021-22 Financial Actual Report](#)
(To open link in a new window, press the "Ctrl" key and click on the link.)